

LSV-08-3-L

3-Way,2-Position,
Poppet-type Solenoid Valve

DESCRIPTION

A solenoid operated, 3-way, 2-position, poppet-type cartridge valve.

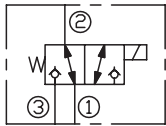
OPERATION

When de-energized, the valve allows flow from ② to ① or from ① to ② ,while blocking flow at ③ . When energized, the valve allows flow from ② to ③ or from ③ to ② , while blocking flow at ① .

Operation of Manual Override Option

To override, push button in to activate. To return to normal valve function, release button.

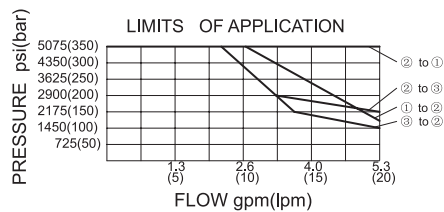
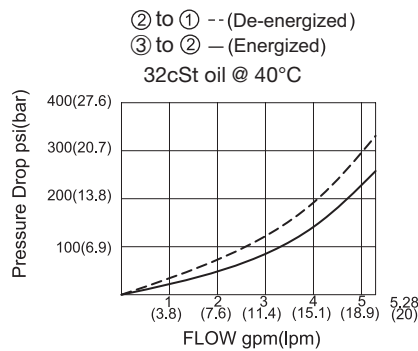
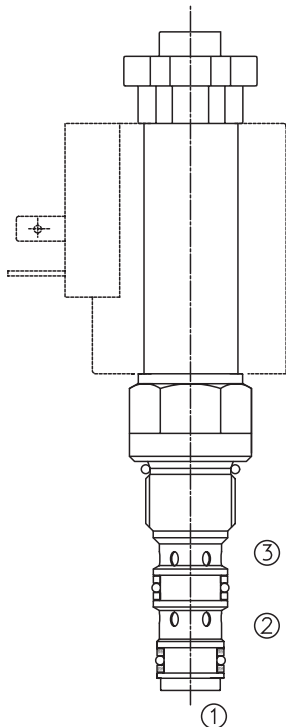
SYMBOL



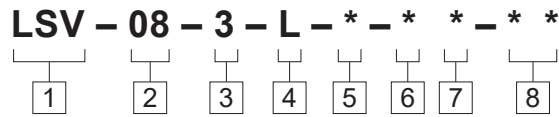
SPECIFICATIONS

Operating Pressure	350bar
Flow	See PERFORMANCE CHARACTERISTIC graph.
Internal Leakage	<1 drops/min.Our ideal leakage: 0.05 drops/min
Temperature	-40°F to +212°F(-40°C to +100°C)
Coil Duty Rating	Continuous from 85% to 115% of nominal voltage
Filtration	See page N-1
Fluids	Mineral-based fluids with viscosities of 7.4 to 420 cSt.
Cavity	08-3,See page M-1
Housing Material	Steel & Ductile iron rated to 350bar

PRESSURE DROP VS.FLOW



TO ORDER



- 1 Function**
LSV=Solenoid Valve

- 2 Size**
08=08 Size

- 3 Flow Path**
3=3-Way

- 4 Internal Leakage**
L=Zero Leakage

- 5 Manual Override Options**
Omit=None
M=Manual Override

- 6 Coil Voltage**
1=12 VDC
2=24 VDC
3=110 VAC
4=220 VAC

- 7 Coil Connector Type**
D= Double Lead
H= Hirschmann
S= Single Lead
ER= Deutsch Connector(Water-proof Coil)
B= Double Spade

- 8 Port Size**
Omit=None
4T=SAE 4
6T=SAE 6
2G=G 1/4
3G=G 3/8

※ See page K-2 for detail of housing
 ※ Other port sizes are available

INSTALLATION DIMENSIONS

Coil Must Be Installed With Letter Up

Unit=Millimeters

